

Charities Directorate: CEWS Dashboard

Data as of 2021-11-29 (07:36)

Total charity payroll applications

219,192

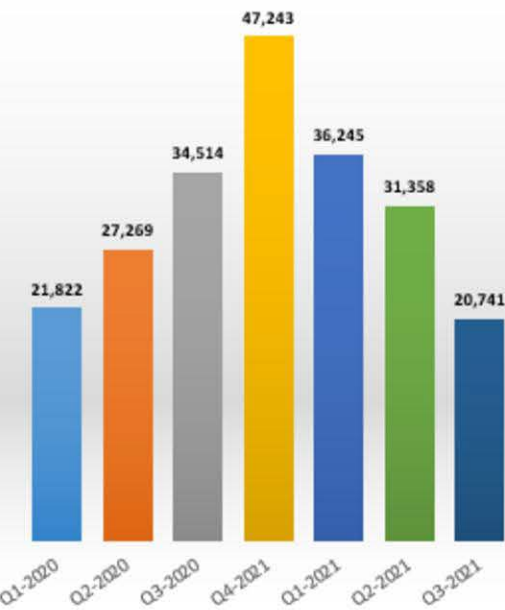
Total approved applications

218,457

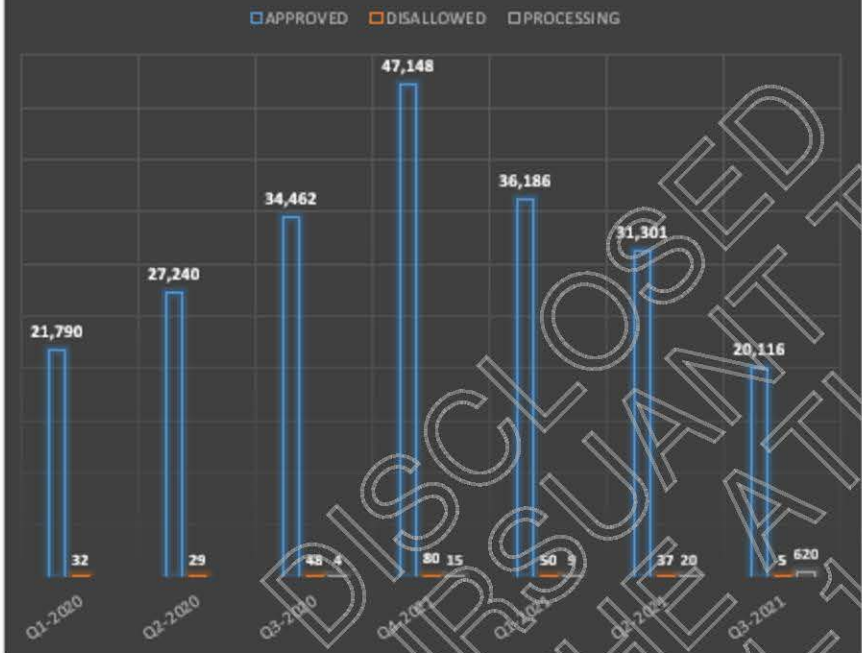
Total funds approved

\$4.19 billion

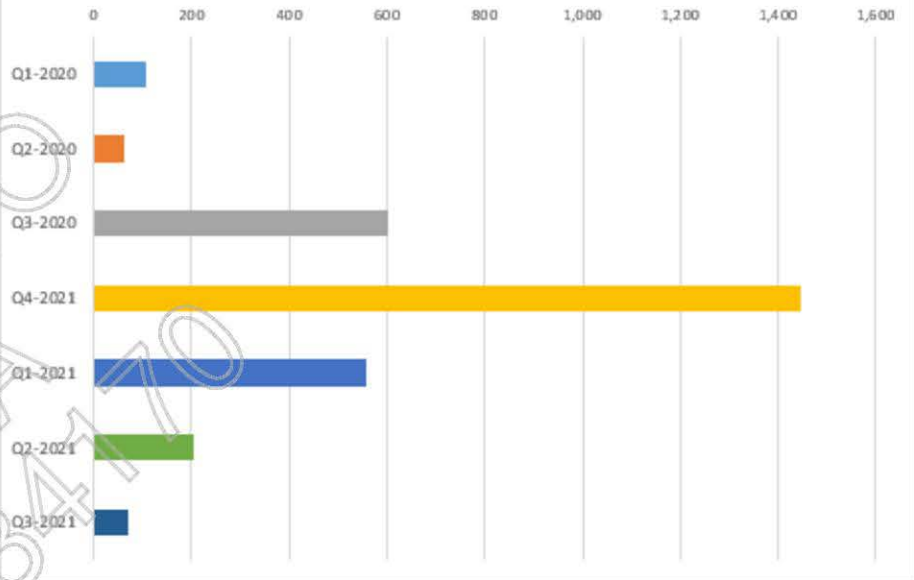
Applications by received date



Application outcome by received date



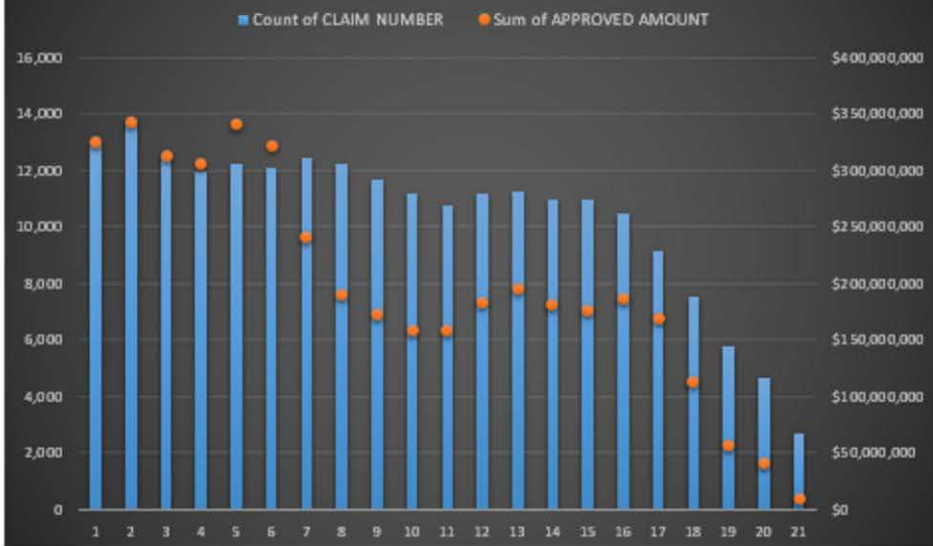
Flagged charity payroll applications by received date



Difference between amounts claimed and approved, by received date (millions)



Claims by eligibility period (phase)



Note: Data are point in time and subject to variability

00001

CEWS – Total number of approved claims by registered charities, with total approved amounts, by claim period.

Data as of 2021-11-29 (07:36)

	Count of CLAIM NUMBER	Sum of APPROVED AMOUNT
1	12,957	\$324,988,387
2	13,787	\$341,963,560
3	12,507	\$313,402,066
4	11,936	\$306,652,148
5	12,253	\$341,256,657
6	12,097	\$322,477,386
7	12,432	\$241,814,046
8	12,223	\$189,785,140
9	11,660	\$172,384,401
10	11,182	\$159,393,483
11	10,753	\$159,132,494
12	11,156	\$183,204,787
13	11,286	\$195,124,244
14	10,980	\$181,298,219
15	10,959	\$176,563,992
16	10,451	\$186,917,633
17	9,135	\$169,682,987
18	7,532	\$113,379,242
19	5,813	\$56,587,007
20	4,657	\$40,625,205
21	2,701	\$9,443,803
Grand Total	218,457	\$4,186,076,886