

242300 41019491

Registered Canadian Amateur Athletic Association Information Return

Identification

Name of association Hockey Canada	
Address 201-151 Canada Olympic Road SW	
City Calgary	
Province or territory Alberta	Postal code T3B6B7

Return for fiscal period ending	
2 0 2 2	0 6 3 0
Year	Month Day
Is this the first return filed by this association?	
Yes <input type="checkbox"/>	No <input checked="" type="checkbox"/>
If "no," has the fiscal period changed from the last return filed?	
Yes <input type="checkbox"/>	No <input checked="" type="checkbox"/>
Is this the final return to be filed by this association?	
Yes <input checked="" type="checkbox"/>	No <input checked="" type="checkbox"/>
If "yes," please attach an explanation.	
File number	
BN/Registration number	
121396139	RR 0001




Press above the same mailing address as last year?
 Press above the new mailing address?

Yes ☒ No ☐
 Yes ☐ No ☐

Instructions

- Complete the Identification area.
- Complete the boxes (above right) to indicate the end of the association's fiscal period.
- Attach FINANCIAL STATEMENTS for the fiscal period covered by this return. These should include a statement of revenue and expenditures for the fiscal period and a statement of assets and liabilities as of the end of the fiscal period. The statements should indicate the different sources of revenue in sufficient detail to show how funds were spent or invested.
- Attach a list of the names, addresses, and occupations or lines of business of the association's current directors.
- Attach a list of the names and the official positions of the people who are authorized to issue official receipts for the association.
- 6. Attach a note that fully explains what replacement procedure is followed in the event of lost or spoiled receipts.
- 7. Within six months from the end of the fiscal period of the association, mail or deliver a completed return and all required documents to:
 Charities Directorate
 Canada Revenue Agency
 Ottawa ON K1A 0L5

Form authorized by the Minister of National Revenue.



Information required

1. Have any changes not previously reported been made to the association's governing documents? If **yes**, please attach a certified copy of the changes. Yes ☒ No ☐
2. Have complete books and records been kept (including duplicate copies of receipts) which fully substantiate all financial transactions during the fiscal period? If **no**, please attach an explanation. Yes ☒ No ☐
3. Please indicate the total amount for which the association issued official donation receipts in this fiscal period. \$ 57,396
4. Are the receipt forms used to acknowledge payments that are NOT gifts clearly distinguishable from official donation receipts which bear the BN/registration number? If **no**, please attach an explanation. Yes ☒ No ☐
5. Did the association issue official donation receipts showing a date in the previous calendar year for donations that were mailed or otherwise submitted after the end of the calendar year? If **yes**, please attach an explanation. Yes ☒ No ☐
6. Have official donation receipts been issued to acknowledge donations in a form other than cash or cheque – e.g., goods, services rendered, etc.? If **yes**, please attach a list of these gifts and their value as shown on the official donation receipt. Yes ☐ No ☒
7. Has any amount donated to the association been returned to the donor during the year? If **yes**, please attach an explanation (confidential). Yes ☐ No ☒
- 8 a. During the fiscal period, did the association accept any gifts with the express or implied condition that such gifts were to be used for the benefit of another person, club, society or association? If **yes**, please attach an explanation (confidential). Yes ☐ No ☒
- b. Did the association issue an official donation receipt to acknowledge such a gift? Yes ☐ No ☐

Certification

To be signed by two directors of the association.

1. I, _____ of _____
Name of director whose signature appears below.

2. I, _____ of _____
Name of director whose signature appears below.

Address (confidential)

HEREBY CERTIFY that the information given in this return and in all attachments is, to the best of my knowledge, correct, complete and current. (Note: It is a serious offense under the *Income Tax Act* to provide false or deceptive information.)

Position with the association

Interim CEO Executive Lead

Position with the association

CFO

RCAAA:

Personal information is collected under the authority of the *Income Tax Act* and is used to establish and validate the identity and contact information of directors, trustees, officers and/or like officials and authorized representatives of the organization. This information will also be used as a basis for the indirect collection of additional personal information from other internal and external sources, which includes social insurance number (SIN), personal tax information, and relevant financial and biographical information, which may be used to assess the overall risk of registration with respect to the obligations of registration as outlined in the *Act* and the common law. The SIN is collected pursuant to subsection 237 of the *Act* and is used for identification purposes.

The Canada Revenue Agency (CRA) will make this form and all attachments available to the public upon request and/or on the Charities Directorate website, except for information or data identified as confidential. Personal information may also be disclosed to the organization in question and/or its authorized representatives and other third parties pursuant to the disclosure provisions under Section 241 of the *Act*. Personal information may also be shared with other government departments and agencies under information-sharing agreements in accordance with the disclosure provisions under Section 241 of the *Act*. Incomplete or inaccurate information may result in a range of actions including suspension of tax-receipting privileges, up to and including revocation of registered status.

Information is described in Charities Program CRA PPU 200 and is protected under the *Privacy Act*. Individuals have a right of protection, access to and correction or notation of their personal information. Please be advised that you are entitled to complain to the Privacy Commissioner of Canada regarding our handling of your information.

Notification to directors and like officials: The CRA strongly encourages the association to voluntarily inform directors and like officials that their personal information has been collected and disclosed to the CRA for the submission of its annual information return.

☒ I confirm that I have read the Privacy statement above.



Calgary
201-151 Canada Olympic Road SW
201-151, Canada Olympic Road SO
Calgary AB T3B 6B7
403-777-3636

Charities Directorate
Canada Customs and Revenue Agency
Ottawa, ON K1A 0L5

RE: Return of Information T2052 Fiscal Year Ended June 30, 2022

To whom it may concern:

Enclosed is a Return of Information Form T2052 for our fiscal year ended June 30, 2022.

Other information requested is as follows:

- (a) [REDACTED]
- (b) Audited financial statements for the fiscal year ended June 30, 2022 are enclosed. Final version of the financial statements will be mailed when available.
- (c) A listing of our current directors for the year ending June 30, 2022 is enclosed.
- (d) Persons authorized to sign official receipts as of June 30, 2022 were:
 - [REDACTED] Chief Executive Officer
 - [REDACTED] Chief Financial Officer
- (e) Replacement procedure for lost or spoiled receipts is to cancel/void the original receipt after duly investigating the circumstances surrounding the lost or spoiled receipt, then to prepare a new receipt. The receipt number of the spoiled/void receipt is shown on the replacement receipt. A record of all issued donation receipts numbers is maintained.
- (f) Listing of 2022 fiscal tax receipts have been included. The donation receipts with the description '2021 Virtual Gala' were issued in our 2022 fiscal year, however these donations were received at the end of our 2021 fiscal year. Due to the timing of these donations being received at the end of our 2021 fiscal year, and the resource and time capacity required to issue these receipts, the 2021 Virtual Gala receipts were issued in a different fiscal year than received.

Should you require any additional information please feel free to contact us.

Yours truly,

[REDACTED]

Hockey Canada
Financial Statements
For the year ended June 30, 2022

Contents

Independent Auditor's Report	2 - 4
Financial Statements	
Balance Sheet	5
Statement of Changes in Fund Balances	6
Statement of Operations	7
Statement of Cash Flows	8
Notes to the Financial Statements	9 - 23
Schedule 1 - Activity for the Pillars Fund	24
Schedule of Sport Canada Funded Revenue and Expenses	25



Independent Auditor's Report

To the Members of Hockey Canada

Opinion

We have audited the financial statements of Hockey Canada (the Organization), which comprise the balance sheet as at June 30, 2022, and the statement of changes in fund balances, operations, and cash flows for the year then ended, and notes to the financial statements, including a summary of significant accounting policies.

In our opinion, the accompanying financial statements present fairly, in all material respects, the financial position of the organization as at June 30, 2022, and its results of operations and its cash flows for the year then ended in accordance with Canadian accounting standards for not-for-profit organizations.

Basis for Opinion

We conducted our audit in accordance with Canadian generally accepted auditing standards. Our responsibilities under those standards are further described in the *Auditor's Responsibilities for the Audit of the Financial Statements* section of our report. We are independent of the organization in accordance with the ethical requirements that are relevant to our audit of the financial statements in Canada, and we have fulfilled our other ethical responsibilities in accordance with these requirements. We believe that the audit evidence we have obtained is sufficient and appropriate to provide a basis for our opinion.

Emphasis of Matters

We draw attention to Note 14 in the financial statements which provides details relating to the Participants Legacy Trust Fund (the Legacy Trust), which was not disclosed in the prior year. The Trustees of the Legacy Trust are appointed and terminated by the Organization. Our opinion is not modified in respect of this matter.

We draw attention to Note 1 in the financial statements which provides details relating to the events and circumstances that have occurred during and subsequent to the year end. Our opinion is not modified in respect of this matter.


Other Information

Management is responsible for the other information. The other information comprises:

- The information included in the Supplement to the financial statements
- The information included in the Annual Report.

Our opinion on the financial statements does not cover the other information and we do not express any form of assurance conclusion thereon.

In connection with our audit of the financial statements, our responsibility is to read the other information identified above and, in doing so, consider whether the other information is materially inconsistent with the financial statements or our knowledge obtained in the audit, or otherwise appears to be materially misstated.



We obtained the other information prior to the date of this auditor's report. If, based on the work we have performed on this other information, we conclude that there is a material misstatement of this other information, we are required to report that fact in this auditor's report. We have nothing to report in this regard.

Responsibilities of Management and Those Charged with Governance for the Financial Statements

Management is responsible for the preparation and fair presentation of these financial statements in accordance with Canadian accounting standards for not-for-profit organizations, and for such internal control as management determines is necessary to enable the preparation of financial statements that are free from material misstatement, whether due to fraud or error.

In preparing the financial statements, management is responsible for assessing the organization's ability to continue as a going concern, disclosing, as applicable, matters related to going concern and using the going concern basis of accounting unless management either intends to liquidate the organization or to cease operations, or has no realistic alternative but to do so.


Those charged with governance are responsible for overseeing the organization's financial reporting process.

Auditor's Responsibilities for the Audit of the Financial Statements


Our objectives are to obtain reasonable assurance about whether the financial statements as a whole are free from material misstatement, whether due to fraud or error, and to issue an auditor's report that includes our opinion. Reasonable assurance is a high level of assurance, but is not a guarantee that an audit conducted in accordance with Canadian generally accepted auditing standards will always detect a material misstatement when it exists. Misstatements can arise from fraud or error and are considered material if, individually or in the aggregate, they could reasonably be expected to influence the economic decisions of users taken on the basis of these financial statements.


As part of an audit in accordance with Canadian generally accepted auditing standards, we exercise professional judgment and maintain professional skepticism throughout the audit. We also:

- Identify and assess the risks of material misstatement of the financial statements, whether due to fraud or error, design and perform audit procedures responsive to those risks, and obtain audit evidence that is sufficient and appropriate to provide a basis for our opinion. The risk of not detecting a material misstatement resulting from fraud is higher than for one resulting from error, as fraud may involve collusion, forgery, intentional omissions, misrepresentations, or the override of internal control.
- Obtain an understanding of internal control relevant to the audit in order to design audit procedures that are appropriate in the circumstances, but not for the purpose of expressing an opinion on the effectiveness of the organization's internal control.
- Evaluate the appropriateness of accounting policies used and the reasonableness of accounting estimates and related disclosures made by management.
- Conclude on the appropriateness of management's use of the going concern basis of accounting and, based on the audit evidence obtained, whether a material uncertainty exists related to events or conditions that may cast significant doubt on the Organization's ability to continue as a going concern. If we conclude that a material uncertainty exists, we are required to draw attention in our auditor's report to the related disclosures in the financial statements or, if such disclosures are inadequate, to modify our opinion. Our conclusions are based on the audit evidence obtained up to the date of our auditor's report. However, future events or conditions may cause the Organization to cease to continue as a going concern.

- 
- Evaluate the overall presentation, structure and content of the financial statements, including the disclosures, and whether the financial statements represent the underlying transactions and events in a manner that achieves fair presentation.

We communicate with those charged with governance regarding, among other matters, the planned scope and timing of the audit and significant audit findings, including any significant deficiencies in internal control that we identify during our audit.



Chartered Professional Accountants, Licensed Public Accountants
Waterloo, Ontario


COPY 1 COPY

Hockey Canada



Balance Sheet

June 30

2022

2021

	Operating Fund	Health Benefit Trust	National Equity Fund	Pillars	Total	Total
Assets						
Current						
Cash (Note 2)	\$ 3,580,625	\$ 179,727	\$ 1,314,218	\$ -	\$ 5,074,570	\$ 24,996,172
Accounts receivable (Note 3)	5,297,207	100,151	70	1,349,017	6,746,445	3,715,189
Receivable from (payable to) funds (Note 4)	3,979,061	66,670	(897,432)	(3,148,299)	-	-
Hockey Resource Centre inventories (Note 5)	1,015,121	-	-	-	1,015,121	1,231,081
Prepaid expenses	744,355	-	8,142	1,283,103	2,035,600	2,320,943
Due from related parties (Note 6)	294,765	-	-	-	294,765	172,662
	14,911,134	346,548	424,998	(516,179)	15,166,501	32,436,047
Long-term investments (Note 7)	18,710,308	7,204,890	4,646,909	70,674,842	101,236,949	118,512,953
Tangible capital assets (Note 8)	1,456,993	-	-	1,186,580	2,643,573	2,381,483
	\$ 35,078,435	\$ 7,551,438	\$ 5,071,907	\$ 71,345,243	\$ 119,047,023	\$ 153,330,483
Liabilities and Fund Balances						
Current						
Bank indebtedness (Note 2)	\$ -	\$ -	\$ -	\$ 7,888,065	\$ 7,888,065	\$ -
Accounts payable and accrued liabilities (Note 9)	13,858,739	1,210,718	1,105,710	865,850	17,041,017	15,181,336
Deferred contributions, operations (Note 10)	5,887,372	-	-	-	5,887,372	2,386,396
Deferred revenue, international event hosting (Note 11)	-	-	-	-	-	12,623,106
	19,746,111	1,210,718	1,105,710	8,753,915	30,816,454	30,190,838
Other liabilities and provisions (Note 13)	-	-	2,437,517	-	2,437,517	4,018,714
	19,746,111	1,210,718	3,543,227	8,753,915	33,253,971	34,209,552
Fund balances						
Internally restricted	1,456,993	6,340,720	1,528,680	62,591,328	71,917,721	96,798,428
Unrestricted	13,875,331	-	-	-	13,875,331	22,322,503
	15,332,324	6,340,720	1,528,680	62,591,328	85,793,052	119,120,931
	\$ 35,078,435	\$ 7,551,438	\$ 5,071,907	\$ 71,345,243	\$ 119,047,023	\$ 153,330,483

On behalf of the Board:

On behalf of Management:

 Kirk Lamb
 Director

 [Redacted Signature]

The accompanying notes are an integral part of these financial statements.



Statement of Changes in Fund Balances

For the year ended June 30

2022

2021

	Operating Fund	Health Benefit Trust	National Equity Fund	Pillars (Schedule 1)	Total	Total
Fund balances, beginning of the year	\$ 23,782,427	\$ 5,935,997	\$ 4,844,633	\$ 84,557,874	\$ 119,120,931	\$ 105,894,885
Excess (deficiency) of revenue over expenditures for the year	(11,989,367)	404,723	(3,315,953)	(18,427,282)	(33,327,879)	13,226,046
	11,793,060	6,340,720	1,528,680	66,130,592	85,793,052	119,120,931
Interfund transfers (Note 12)	3,539,264	-	-	(3,539,264)	-	-
Fund balances, end of the year	\$ 15,332,324	\$ 6,340,720	\$ 1,528,680	\$ 62,591,328	\$ 85,793,052	\$ 119,120,931



Statement of Operations

For the year ended June 30

2022

2021

	Operating Fund	Health Benefit Trust	National Equity Fund	Pillars	Total	Total
Revenue						
Funding (Notes 6 and 15)	\$ 10,345,991	\$ -	\$ -	\$ -	\$ 10,345,991	\$ 6,470,341
Marketing (Note 16)	17,615,258	-	-	-	17,615,258	20,138,668
National events and camps (Note 15)	1,822,394	-	-	-	1,822,394	1,417,732
National teams	2,475,412	-	-	-	2,475,412	2,000,861
International event hosting (Note 15 and 16)	-	-	-	5,564,371	5,564,371	17,088,438
Investment and interest income	855,094	246,803	348,926	3,166,977	4,617,800	5,669,131
Administration	255,507	-	-	-	255,507	349,395
Member services	640,637	-	-	-	640,637	1,001,797
Member engagement	1,127,470	-	-	-	1,127,470	1,580,067
Insurance premiums - registration fees	-	5,114,496	8,386,631	-	13,501,127	6,186,349
	35,737,763	5,361,299	8,735,557	8,731,348	57,965,967	61,902,779
Expenditures						
Funding	171,968	-	-	-	171,968	109,727
Marketing	2,909,660	-	-	-	2,909,660	1,590,097
National events and camps	4,353,206	-	-	-	4,353,206	1,424,726
National teams	16,909,960	-	-	-	16,909,960	6,816,946
International event hosting	-	-	-	14,216,132	14,216,132	17,460,580
Administration	16,266,840	585,390	1,911,728	4,194,683	22,958,641	22,335,584
Member services	3,158,047	-	-	-	3,158,047	3,026,768
Member engagement	1,641,517	-	-	-	1,641,517	1,394,493
Insurance premiums	-	2,925,416	7,872,114	-	10,797,530	8,399,014
Health benefit claims	-	750,331	-	-	750,331	488,416
Insurance claims and reserve adjustment (Note 13)	-	-	1,270,495	-	1,270,495	(175,746)
	45,411,198	4,261,137	11,054,337	18,410,815	79,137,487	62,870,605
Excess (deficiency) of revenue over expenditures for the year before other items	(10,273,435)	1,100,162	(2,318,780)	(9,679,467)	(21,171,520)	(967,826)
Other items						
Unrealized gain (loss) on market value of investments	(2,149,921)	(695,439)	(997,173)	(8,747,815)	(12,590,348)	11,545,483
Government assistance (Note 17)	433,989	-	-	-	433,989	2,648,389
	(1,715,932)	(695,439)	(997,173)	(8,747,815)	(12,156,359)	14,193,872
Excess (deficiency) of revenue over expenditures for the year	\$ (11,989,367)	\$ 404,723	\$ (3,315,953)	\$ (18,427,282)	\$ (33,327,879)	\$ 13,226,046

The accompanying notes are an integral part of these financial statements.

Hockey Canada



Statement of Cash Flows

For the year ended June 30	2022	2021
Cash flows from operating activities		
Excess (deficiency) of revenue over expenditures for the year	\$ (33,327,879)	\$ 13,226,046
Items not involving cash		
Amortization of tangible capital assets	368,735	383,935
Unrealized loss (gain) on market value of investments	12,590,348	(11,545,483)
	<u>(20,368,796)</u>	<u>2,064,498</u>
Changes in non-cash working capital balances		
Accounts receivable	(3,031,256)	253,282
Hockey Resource Centre inventories	215,960	(230,726)
Prepaid expenses	285,343	(1,967,779)
Accounts payable and accrued liabilities	1,859,681	9,561,307
Deferred contributions, operations	3,500,976	(1,953,195)
Deferred revenue, international event hosting	(12,623,106)	(126,125)
Other liabilities and provisions	(1,581,197)	(451,364)
	<u>(11,373,599)</u>	<u>5,085,400</u>
	<u>(31,742,395)</u>	<u>7,149,898</u>
Cash flows from investing activities		
Purchase of tangible capital assets	(630,825)	(1,164,230)
Purchase of long-term investments	(3,314,344)	(6,503,219)
Proceeds on disposal of investments	8,000,000	4,800,000
Repayments from (advances to) related parties	(122,103)	538,637
	<u>3,932,728</u>	<u>(2,328,812)</u>
Cash flows from financing activities		
Increase in bank indebtedness	7,888,065	-
Increase (decrease) in cash during the year	(19,921,602)	4,821,086
Cash, beginning of the year	24,996,172	20,175,086
Cash, end of the year	\$ 5,074,570	\$ 24,996,172



Notes to the Financial Statements

June 30, 2022

1. Summary of Significant Accounting Policies

Nature of Operations

Hockey Canada (the "Organization") is a registered Canadian Amateur Athletic Association incorporated without share capital under the laws of Canada. The Organization carries on operations for the express purpose of improving and enhancing the growth and development of hockey in Canada.

During the past year, the Organization has come under extreme public and media scrutiny with regards to its management and governance of litigation settlements and the use of player registration fees. This scrutiny has resulted in the Organization completing a comprehensive governance review, which was delivered in October 2022 and the commencement of a federal government compliance audit and inquiry. In addition, major sponsors have either cancelled, paused or modified their existing agreements with the Organization and member branches have expressed concerns around registration fees. As a result, the Board of Directors agreed to not stand for re-election at the December 2022 annual general meeting and the CEO was terminated without cause.

Basis of Accounting

The financial statements have been prepared using Canadian accounting standards for not-for-profit Organizations (ASNPO).

Fund Accounting

The Organization follows the restricted fund method of accounting.

The Operating Fund accounts for the costs of programs, administrative and other operating expenditures of the Organization funded by fees, funding agencies, sponsorships and other general revenue. The Organization's tangible capital assets included in the operating fund are considered internally restricted.

The Health Benefit Trust Fund was established in 1988 to provide supplementary accidental death and dismemberment coverage during sanctioned hockey activities.



Notes to the Financial Statements

June 30, 2022

1. Summary of Significant Accounting Policies (continued)

Fund Accounting (continued)

The National Equity Fund ("NEF") was established in 1986 for the purpose of managing the risk the Organization faces as a result of past, current or future claims for injuries and abuse. The NEF accounts for directors' and officers and general liability insurance premiums, insurance deductibles, uninsured and underinsured claims and safety, wellbeing and wellness activities. These are funded through registration fees and investment income. A provision has been made for all known incidents where an estimate is determinable, including the insurance deductibles and professional fees related to these actions.

The Pillars are internally restricted funds which include The Growth Fund, Facilities Fund, Branch Support Fund, the Insurance Rate Stabilization Fund, the International Event Hosting Support Fund and the Technology Fund. These funds are to be used as follows:

Growth Fund is to be used, as determined by the Board of Directors, for the development of hockey in Canada.

Facilities Fund is to be used to support current office structures in planning and to review other initiatives regarding facilities across the country.

Branch Support Fund is to be used to ensure the Organization can support Branches for initiatives that are national in scope, but require delivery at the Branch level.

Insurance Rate Stabilization Fund is to be used to mitigate increases in future insurance premiums, to pay liability settlements for claims relating to the Organization's uninsured period, to support insurance-related initiatives and the expenses related to self-insurance.

International Event Hosting Support Fund is to be used to support the Organization's hosting of international events.

Technology Fund is to be used to fund current and future technologies that the Organization will utilize.



Notes to the Financial Statements

June 30, 2022

1. Summary of Significant Accounting Policies (continued)

Inventories

Inventories are stated at the lower of cost and net realizable value. Cost is generally determined on the first-in, first-out basis.

Tangible Capital Assets

Tangible capital assets are stated at cost less accumulated amortization. Amortization based on the estimated useful life of the asset is calculated as follows:

Computer equipment	- 3 year straight line basis
Leasehold improvements	- straight-line over the term of the lease
Office equipment	- 5 year straight line basis
Software	- 5 year straight line basis
Training/medical equipment	- 5 year straight line basis

When a tangible capital asset no longer has any long-term service potential to the Organization, the excess of its net carrying amount over any residual value is recognized as an expense in the statement of operations.

Revenue Recognition

Restricted contributions related to general operations are recognized as revenue of the Operating Fund in the year in which the related expenses are incurred. All other restricted contributions are recognized as revenue of the appropriate restricted fund when received.

Unrestricted contributions and sponsorship (marketing) revenue are recognized as revenue of the Operating Fund in the year received or receivable if the amount to be received can be reasonably measured and collection is reasonably assured.

Event revenue is recognized as revenue when performance has been achieved if the amount received can be reasonably measured and collection is reasonably assured.

Revenues related to National teams, member services and registration fees for insurance premiums are recognized in the year received or receivable if the amount can be reasonably measured and collection is reasonably assured.



Notes to the Financial Statements

June 30, 2022

1. Summary of Significant Accounting Policies (continued)

Contributed Materials & Services

Volunteers contribute many hours per year to assist the Organization in carrying out its service delivery activities. Because of the difficulty of determining their fair value, contributed services are not recognized in the financial statements. Contributed materials and services are not recognized in the financial statements unless they would normally be purchased by the Organization and their fair market value can be ascertained.

Income Taxes

The Organization claims an exemption for income tax purposes as a Registered Canadian Amateur Athletic Association. Accordingly, no provision for income taxes has been made in these financial statements.

Foreign Currency Translation

Foreign currency accounts are translated into Canadian dollars as follows:

At the transaction date, each asset, liability, revenue and expense is translated into Canadian dollars by the use of the exchange rate in effect at that date. At the year end date, monetary assets and liabilities are translated into Canadian dollars by using the exchange rate in effect at that date. The resulting foreign exchange gains and losses are included in income in the current period.

Use of Estimates

The preparation of financial statements in accordance with ASNPO may require management to make estimates and assumptions that affect the reported amounts of assets and liabilities at the date of the financial statements, and the reported amounts of revenues and expenses during the reporting period. Actual results could differ from management's best estimates as additional information becomes available in the future. Significant estimates were required in the valuation of accounts payable and accrued liabilities and other liabilities and provisions reserves (Note 13).



Notes to the Financial Statements

June 30, 2022

1. Summary of Significant Accounting Policies (continued)

Financial Instruments

Financial instruments are recorded at fair value when acquired or issued. In subsequent periods, equities traded in an active market and derivatives are reported at fair value, with any change in fair value reported in income. In addition, all fixed income bond funds have been designated to be in the fair value category, with gains and losses reported in operations. All other financial instruments are reported at cost or amortized cost less impairment, if applicable. Financial assets are tested for impairment when changes in circumstances indicate the asset could be impaired. Transaction costs on the acquisition, sale or issue of financial instruments are expensed for those items remeasured at fair value at each balance sheet date and charged to the financial instrument for those measured at amortized cost.



Notes to the Financial Statements

June 30, 2022

2. Cash

The Organization's bank accounts are held at two chartered banks. [REDACTED] bank accounts earn interest at the lower of the Bank of Canada Overnight Target rate or 0.400% per annum. The Overnight Target rate at June 30, 2022 was 1.50% (2021 - 0.25%). The [REDACTED] bank accounts earn interest at a nominal rate of prime less 1.90% per annum. The prime rate at June 30, 2022 was 3.70% (2021 - 2.45%). Bank balances include \$17,530 (2021 - \$235,042) denominated in U.S. dollars converted to \$22,565 (2021 - \$390,512) Canadian. Cash totaling \$2,319,616 (2021 - \$1,846,997) are held in an investment portfolio that is grouped with the Organization's bank balance.

The Organization has a \$13,200,000 overdraft demand facility with [REDACTED] at a rate of bank prime and it is secured by a general security agreement. This overdraft demand facility has been extended until December 31, 2022, when it will revert to \$3,200,000. This overdraft demand facility is subject to limitations based on the value of investments held with [REDACTED]. At June 30, 2022, the Organization had undrawn credit capacity of \$3,230,000.

The Organization also has an available credit card limit of \$3,200,000 with [REDACTED]. At June 30, 2022, the Organization had undrawn credit card capacity of \$2,380,000. The Organization also has an available credit card limit of \$890,000 with [REDACTED]. At June 30, 2022, the Organization had undrawn credit card capacity of \$890,000 (2021 - \$890,000).

3. Accounts Receivable

Accounts receivable includes \$1,591,745 (2021 - \$62,228) due from third parties denominated in Swiss Francs converted to \$2,147,105 (2021 - \$83,539) Canadian dollars and \$90,018 (2021 - \$230,231) due from third parties denominated in U.S. dollars converted to \$115,898 (2021 - \$303,959) Canadian dollars.

4. Receivable From Funds / Payable to Funds

The interfund balances are interest free and have no fixed terms of repayment.

5. Hockey Resource Centre Inventories

Total Hockey Resource Centre inventory expensed during the year was \$1,174,096 (2021 - \$769,358).



Notes to the Financial Statements

June 30, 2022

6. Related Party Transactions

Hockey Canada exercises significant influence over the Hockey Canada Foundation and the Hockey Canada Foundation U.S. (the Foundations) by virtue of its sharing of premises and administrative support. The Hockey Canada Foundation holds an endowment fund of \$13,349,837 (2021 - \$13,587,730) contributed by the Organization. The income generated from this fund is used to provide funding and support to Hockey Canada's initiatives and other Organizations in the country with objectives similar to Hockey Canada.

Transactions with Hockey Canada Foundation are as follows:

	2022	2021
Donations given		
Hockey Canada Foundation	\$ 630,682	\$ 271,064

	2022	2021
Grants received		
Hockey Canada Foundation	\$ 713,133	\$ 760,157

These transactions are measured at the exchange value, which approximates the arms length equivalent value.

	2022	2021
Amounts due from (to) related parties are as follows:		
Hockey Canada Foundation	\$ 206,654	\$ 83,347
Hockey Canada Foundation U.S.	88,111	89,315
	\$ 294,765	\$ 172,662

The amounts due to (from) related parties are non-interest bearing, unsecured, and have no fixed terms of repayment.



Notes to the Financial Statements

June 30, 2022

7. Long-term Investments

	2022	2021
Bond funds	\$ 45,037,165	\$ 41,546,055
Equities	56,199,784	76,966,898
Market value	<u>\$101,236,949</u>	<u>\$ 118,512,953</u>

Long-term investments had a weighted average rate of return of -0.88% (2021 - 4.83%).

8. Tangible Capital Assets

	2022		2021	
	Cost	Accumulated Amortization	Cost	Accumulated Amortization
Computer equipment	\$ 3,710,084	\$ 3,535,648	\$ 3,535,645	\$ 3,531,585
Leasehold improvements	2,001,627	826,017	1,982,309	731,845
Office equipment	1,481,738	1,464,346	1,481,738	1,455,649
Software	1,827,780	551,645	1,390,711	289,841
Training/medical equipment	563,687	563,687	563,687	563,687
	<u>\$ 9,584,916</u>	<u>\$ 6,941,343</u>	<u>\$ 8,954,090</u>	<u>\$ 6,572,607</u>
Net book value		<u>\$ 2,643,573</u>		<u>\$ 2,381,483</u>

During the year, the Organization recognized amortization expense in the amount of \$368,735 (2021 - \$383,935).

9. Accounts Payable and Accrued Liabilities

Accounts payable and accrued liabilities include \$385,859 (2021 - \$950,264) denominated in U.S. dollars converted to \$496,677 (2021 - \$1,177,947) Canadian dollars and \$90,018 (2021 - \$nil) denominated in Euros converted to \$115,898 (2021 - \$nil) Canadian dollars.



Notes to the Financial Statements

June 30, 2022

10. Deferred Contributions - Operations

Deferred contributions - operations relate to restricted operating funding received in the current period that is related to expenses that will be incurred in the subsequent period.

Changes in the deferred contributions balance reported in the Operating Fund are as follows:

	2022	2021
Balance, beginning of the year	\$ 2,386,396	\$ 4,339,591
Contributions received	4,987,372	1,146,040
	7,373,768	5,485,631
Recognized as revenue	(1,486,396)	(3,099,235)
Balance, end of the year	<u>\$ 5,887,372</u>	<u>\$ 2,386,396</u>

11. Deferred Contributions - International Event Hosting

Deferred contributions - International Event Hosting relate to ticket revenue for the 2021 World Junior Championship tournament and revenue related to the 2021 Women's World Championship tournament totalling \$12,352,975 and \$396,256 respectively. The 2021 World Junior Championship ticket revenue was deferred until the 2022 World Junior Championship as the 2021 Championship did not include a live audience. During the 2022 World Junior Championship, some revenue was recognized where live audiences were able to attend. Following the mid-tournament cancellation due to COVID-19, the remaining amount was refunded.

	2022	2021
Balance, beginning of the year	\$12,623,106	\$ 12,749,231
Contributions received	-	1,250,000
	12,623,106	13,999,231
Ticket refunds issued	(11,445,344)	(1,376,125)
Recognized as revenue	<u>(1,177,762)</u>	-
Balance, end of the year	<u>\$ -</u>	<u>\$ 12,623,106</u>



Notes to the Financial Statements

June 30, 2022

12. Interfund Transfers

During the year, the Board of Directors authorized a transfer of \$nil (2021 - \$1,498,788) from National Equity Fund to the Pillars Funds.

During the year, the Board of Directors authorized a transfer of \$3,539,264 (2021 - \$2,258,396) from the Pillars Funds to the Operating Fund consisting of the following transfers:

50/50 Proceeds	\$ 2,939,264
Performance of Excellence	<u>600,000</u>
	<u>\$ 3,539,264</u>



Notes to the Financial Statements

June 30, 2022

13. Other Liabilities and Provisions

Given the nature of the operations as described in Note 1, the Organization is susceptible to lawsuits from various sources. As a result of this risk, the Organization has obtained insurance coverage which is supplemented by holding funds in reserve to cover uninsured claims. The funds available are the National Equity Fund and the Insurance Rate Stabilization Fund, as described in Note 1, and the Participants Legacy Trust Fund, as described in Note 14. At the present time, the Organization has accrued a provision which represents management's estimate of the potential exposure for all known incidents. In instances where an incident has occurred but has not been brought to the Organization's attention, management has asserted that it is unable to make an evaluation of the possible outcome or possible settlement that may arise as a result of unknown incidents. Consequently, no provision for these instances have been made in the financial statements.

	2022	2021
Provision, beginning of the year	\$ 4,018,714	\$ 4,470,078
Add:		
Aggregate insurance deductible	250,000	250,000
Estimated claims for incidents identified in the year, net of change in estimated claims for incidents identified in prior years (a)	1,020,495	(425,746)
	1,270,495	(175,746)
Less:		
Settlements paid	(2,851,692)	(275,618)
Provision, end of the year	\$ 2,437,517	\$ 4,018,714

- (a) Claims for incidents have significant estimation uncertainty due to the high number of factors that impact each individual incident. Given the nature of the incident, management may rely upon past experience from similar incidents, the magnitude of the incident, external legal advice, and/or specific information about the claimant to determine the estimated claim the Organization may occur. During the year, the reserve was reduced by approximately \$1,050,000 due to change in assumptions related to a past settlement that was previously accrued.



Notes to the Financial Statements

June 30, 2022

14. Participants Legacy Trust Fund

The Participants Legacy Trust Fund (the Legacy Trust) was established to respond to late reported claims for incidents associated with certain member branches and the CHL, and occurring prior to September 1, 1995, in the event the National Equity Fund is insufficient. The Trustees of the Legacy Trust are appointed and terminated by the Organization. The Organization also appoints the Legacy Trust's claims committee.

Total assets available for distribution as at June 30, 2022 is \$7,493,352 (June 30, 2021 - \$7,914,995). Total income, net of carrying charges and trustee fees, generated from the investment portfolio for the trust's year ending December 31, 2021 was \$238,997 (December 31, 2020 - \$301,571). This income was distributed to certain member branches and the CHL, the beneficiaries of the Legacy Trust. Based on the trust agreement, the Organization is not able to receive distributions from the Legacy Trust. The Organization had no transactions with the Legacy Trust during the year.

15. Funding

The general operating grants received from government funding agencies are recorded in the fiscal year to which they apply. Total funding received during the fiscal year was \$7,743,600 received from the Government of Canada (2021 - \$5,653,641), \$nil from the Government of Nova Scotia (2021 - \$150,000), \$125,000 from the City of Edmonton (2021 - \$225,000), \$100,000 from Edmonton Economic Development Corporation (2021 - \$305,000), \$250,000 from the City of Red Deer (2021 - \$nil) and \$700,000 from Tourism Calgary (2021 - \$500,000).

16. Non-Monetary Transactions

Marketing revenue includes value in kind of \$1,392,396 (2021 - \$1,287,892) including products and contributed services in exchange for sponsorship rights. These transactions have been measured at the fair value of the contributed products and services.



Notes to the Financial Statements

June 30, 2022

17. Government Assistance

Due to the impact of the COVID-19 pandemic, the Government of Canada implemented a number of temporary financial aid programs to assist Organizations during this period.

The Organization received government assistance from the Canadian Emergency Rent Subsidy (CERS). Total assistance received was \$18,954 (2021 - \$197,418).

The Organization received government assistance from the Canadian Emergency Wage Subsidy (CEWS). Total assistance received was \$279,694 (2021 - \$2,450,971).

The Organization received government assistance from the Canadian Recovery Hiring Program (CRHP). Total assistance received was \$135,345 (2021 - \$nil).

18. Commitments

The Organization has entered into a contract with the IIHF committing to event hosting fees. The contract expires during the 2031/2032 season.

The Organization has entered into a software licensing agreement, office equipment agreement, communication services agreement, hotel services agreement and an IT management and support services agreement. The contracts expire between July 2022 and June 2026.

The Organization has entered into three rental agreements committing to incur the rental and operating costs relating to the Organization's rented premises expiring between April 2023 and October 2031.

The expected outflow of funds relating to the above commitments for the next five years are as follows:

2023	\$ 10,877,834
2024	4,197,601
2025	9,482,484
2026	3,906,679
2027	7,871,952
	<u>\$ 36,336,550</u>



Notes to the Financial Statements

June 30, 2022

19. Financial Instrument Risks

Credit Risk

Credit risk is the risk that one party to a financial instrument will cause a financial loss for the other party by failing to discharge an obligation. Financial instruments which potentially subject the Organization to concentrations of credit risk consist of cash, accounts receivable, and investments. The Organization has deposited the cash and investments with a reputable financial institution, from which management believes the risk of loss to be remote. The Organization's exposure to concentration of credit risk arising from accounts receivables are from corporate sponsors that are part of a diverse sponsorship base.

Liquidity Risk

Liquidity risk is the risk that the Organization encounters difficulty in meeting its obligations associated with financial liabilities. Liquidity risk includes the risk that, as a result of operational liquidity requirements, the Organization will not have sufficient funds to settle a transaction on the due date; will be forced to sell financial assets at a value, which is less than what they are worth; or may be unable to settle or recover a financial asset. Liquidity risk arises from bank indebtedness, accounts payable and accrued liabilities, other liabilities and provisions and commitments.

Market Risk

Market risk is the risk that the fair value or future cash flows of a financial instrument will fluctuate because of changes in market prices. Market risk comprises three types of risk: currency risk, interest rate risk and other price risk. The Organization is exposed to all three risks.

Currency Risk

Foreign currency risk is the risk that the fair value of future cash flows of a financial instrument will fluctuate because of changes in foreign exchange rates. The Organization's financial instruments that are exposed to this risk include cash, accounts receivable, portfolio investments and accounts payable and accrued liabilities. The Organization considers this risk to be acceptable and therefore does not use derivatives to hedge its foreign exchange rate risks.



Notes to the Financial Statements

June 30, 2022

19. Financial Instrument Risks (continued)

Interest Rate Risk

Interest rate risk is the risk that the fair value or future cash flows of a financial instrument will fluctuate because of changes in market interest rates. The Organization is exposed to interest rate risk arising from the possibility that changes in interest rates will affect the value of its equities and bonds within its investment portfolio and the cashflow arising from its floating rate bank indebtedness.

Other Price Risk

Other price risk is the uncertainty associated with the valuation of assets arising from changes in equity markets which has increased as a result of COVID-19. The Organization is exposed to this risk through its equity holdings within its investment portfolio. Bond funds hold a diversified mix Canadian and U.S. high yield and pooled corporate bonds with an average duration of 5-10 years. Equity funds consist of a diversified portfolio of large cap Canadian, U.S. and International equities.

These risks have not changed from the prior year.

Hockey Canada



Schedule 1 - Activity for the Pillars Fund

For the year ended June 30, 2022

	Growth Fund	Facilities Fund	Branch Support Fund	Insurance Rate Stabilization Fund	International Event Hosting Support Fund	Technology Fund	Total
Fund balance, beginning of the year	\$ 15,201,661	\$ 3,832,198	\$ 15,285,708	\$ 32,890,518	\$ 7,225,772	\$ 10,122,017	\$ 84,557,874
Excess (deficiency) of revenues over expenditures for the year	(1,536,122)	(279,603)	(1,828,225)	(2,399,738)	(9,847,055)	(2,536,539)	(18,427,282)
Inter-fund transfers (Note 12)	-	-	-	-	(3,539,264)	-	(3,539,264)
Fund balance, end of the year	\$ 13,665,539	\$ 3,552,595	\$ 13,457,483	\$ 30,490,780	\$ (6,160,547)	\$ 7,585,478	\$ 62,591,328

The accompanying notes are an integral part of these financial statements.



Schedule of Sport Canada Funded Revenue and Expenses

(Unaudited)

For the year ended June 30

2022

Mainstream Athletes

Revenue	\$ 5,703,380
Expenses	
<u>Core</u>	
Administration costs	3,867,811
Governance	448,570
Staff salaries	6,383,392
Coaching salaries and professional development	1,237,493
National team programs	5,773,217
Operations and programming	3,754,538
	<u>21,465,021</u>
<u>Non-core</u>	
Official languages	287,058
Enhanced Excellence	1,804,915
Next Generation Initiative	1,660,834
Gender Equity and Safety in Sport	183,055
Recovery Fund	3,274,388
	<u>28,675,271</u>
Deficiency of revenue over expenses for mainstream athletes	\$ (22,971,891)

Athletes with a Disability

Revenue	\$ 1,195,220
Expenses	
<u>Core</u>	
Administration costs	14,205
Governance	-
Staff salaries	(84,000)
Coaching salaries and professional development	108,937
National team programs	298,606
Operations and programming	30,995
	<u>368,743</u>
<u>Non-core</u>	
Official languages	4,961
Enhanced Excellence	865,397
Next Generation Initiative	233,227
Gender Equity and Safety in Sport	8,612
	<u>1,480,940</u>
Deficiency of revenue over expenses for athletes with a disability	\$ (285,720)

Last Name	First Name	Home Address	City	Province	Postal Code	Phone	Occupation
Brind'Amour	Michael						
Lamb	Kirk						
Reynard	Barry						
Sahni	Bobby (Gurpreet)						
Skinner	Andrea						
Terry	Engen						
Veroba	Mary Anne						
Wooldridge	Goops						

COPY / COPIES

HOCKEY CANADA - TAX RECEIPTS

Receipt	Name	Description	Eligible Amount	Date of Issue
1970		2021 Virtual Gala	\$ 50	24-Sep-21
1971		2021 Virtual Gala	\$ 250	24-Sep-21
1972		2021 Virtual Gala	\$ 50	24-Sep-21
1973		2021 Virtual Gala	\$ 200	24-Sep-21
1974		2021 Virtual Gala	\$ 1,000	24-Sep-21
1975		2021 Virtual Gala	\$ 500	24-Sep-21
1976		2021 Virtual Gala	\$ 100	24-Sep-21
1977		2021 Virtual Gala	\$ 500	24-Sep-21
1978		2021 Virtual Gala	\$ 100	24-Sep-21
1979		2021 Virtual Gala	\$ 250	24-Sep-21
1980		2021 Virtual Gala	\$ 20	24-Sep-21
1981		2021 Virtual Gala	\$ 100	24-Sep-21
1982		2021 Virtual Gala	\$ 100	24-Sep-21
1983		2021 Virtual Gala	\$ 18	24-Sep-21
1984		2021 Virtual Gala	\$ 88	24-Sep-21
1985		2021 Virtual Gala	\$ 100	24-Sep-21
1986		2021 Virtual Gala	\$ 500	24-Sep-21
1987		2021 Virtual Gala	\$ 25	24-Sep-21
1988		2021 Virtual Gala	\$ 100	24-Sep-21
1989		2021 Virtual Gala	\$ 100	24-Sep-21
1990		2021 Virtual Gala	\$ 40	24-Sep-21
1991		2021 Virtual Gala	\$ 100	24-Sep-21
1992		2021 Virtual Gala	\$ 250	24-Sep-21
1993		2021 Virtual Gala	\$ 250	24-Sep-21
1994		2021 Virtual Gala	\$ 50	24-Sep-21
1995		2021 Virtual Gala	\$ 100	24-Sep-21
1996		2021 Virtual Gala	\$ 100	24-Sep-21
1997		2021 Virtual Gala	\$ 50	24-Sep-21
1998		2021 Virtual Gala	\$ 100	24-Sep-21
1999		2021 Virtual Gala	\$ 20	24-Sep-21
2000		2021 Virtual Gala	\$ 500	24-Sep-21
2001		2021 Virtual Gala	\$ 200	24-Sep-21
2002		2021 Virtual Gala	\$ 50	24-Sep-21
2003		2021 Virtual Gala	\$ 2,500	24-Sep-21
2004		2021 Virtual Gala	\$ 500	24-Sep-21
2005		2021 Virtual Gala	\$ 30	24-Sep-21
2006		2021 Virtual Gala	\$ 100	24-Sep-21
2007		2021 Virtual Gala	\$ 100	24-Sep-21
2008		2021 Virtual Gala	\$ 100	24-Sep-21
2009		2021 Virtual Gala	\$ 100	24-Sep-21
2010		2021 Virtual Gala	\$ 300	24-Sep-21
2011		2021 Virtual Gala	\$ 2,500	24-Sep-21
2012		2021 Virtual Gala	\$ 1,000	24-Sep-21
2013		2021 Virtual Gala	\$ 100	24-Sep-21
2014		2021 Virtual Gala	\$ 1,000	24-Sep-21
2015		2021 Virtual Gala	\$ 20	24-Sep-21
2016		2021 Virtual Gala	\$ 100	24-Sep-21
2017		2021 Virtual Gala	\$ 5,000	24-Sep-21
2018		2021 Virtual Gala	\$ 1,000	24-Sep-21
2019		2021 Virtual Gala	\$ 100	24-Sep-21
2020		2021 Virtual Gala	\$ 250	24-Sep-21
2021		2021 Virtual Gala	\$ 25	24-Sep-21
2022		2021 Virtual Gala	\$ 500	24-Sep-21
2023		2021 Virtual Gala	\$ 500	24-Sep-21
2024		2021 Virtual Gala	\$ 250	24-Sep-21
2025		2021 Virtual Gala	\$ 75	24-Sep-21
2026		2021 Virtual Gala	\$ 1,000	24-Sep-21
2027		2021 Virtual Gala	\$ 2,500	24-Sep-21
2028		2021 Virtual Gala	\$ 2,500	24-Sep-21

2029		2021 Virtual Gala	\$	500	24-Sep-21
2030		2021 Virtual Gala	\$	500	24-Sep-21
2031		2021 Virtual Gala	\$	1,000	24-Sep-21
2032		2021 Virtual Gala	\$	50	24-Sep-21
2033		2021 Virtual Gala	\$	2,500	24-Sep-21
2034		2021 Virtual Gala	\$	50	24-Sep-21
2035		2021 Virtual Gala	\$	2,500	24-Sep-21
2036		2021 Virtual Gala	\$	100	24-Sep-21
2037		2021 Virtual Gala	\$	50	24-Sep-21
2038		2021 Virtual Gala	\$	100	24-Sep-21
2039		2021 Virtual Gala	\$	50	24-Sep-21
2040		2021 Virtual Gala	\$	500	24-Sep-21
2041		2021 Virtual Gala	\$	500	24-Sep-21
2042		2021 Virtual Gala	\$	1,000	24-Sep-21
2043		2021 Virtual Gala	\$	1,000	24-Sep-21
2044		2021 Virtual Gala	\$	1,000	24-Sep-21
2045		2021 Virtual Gala	\$	50	24-Sep-21
2046		2021 Virtual Gala	\$	250	24-Sep-21
2047		2021 Virtual Gala	\$	20	24-Sep-21
2048		2021 Virtual Gala	\$	500	24-Sep-21
2049		2021 Virtual Gala	\$	200	24-Sep-21
2050		2021 Virtual Gala	\$	2,500	24-Sep-21
2051		2021 Virtual Gala	\$	100	24-Sep-21
2052		2021 Virtual Gala	\$	100	24-Sep-21
2053		2021 Virtual Gala	\$	100	24-Sep-21
2054		2021 Virtual Gala	\$	100	24-Sep-21
2055		2021 Virtual Gala	\$	1,000	24-Sep-21
2056		2021 Virtual Gala	\$	100	24-Sep-21
2057		2021 Virtual Gala	\$	25	24-Sep-21
2058		2021 Virtual Gala	\$	200	24-Sep-21
2059		2021 Virtual Gala	\$	25	24-Sep-21
2060		2021 Virtual Gala	\$	100	24-Sep-21
2061		2021 Virtual Gala	\$	75	24-Sep-21
2062		2021 Virtual Gala	\$	25	24-Sep-21
2063		2021 Virtual Gala	\$	25	24-Sep-21
2064		2021 Virtual Gala	\$	50	24-Sep-21
2065		2021 Virtual Gala	\$	50	24-Sep-21
2066		2021 Virtual Gala	\$	50	24-Sep-21
2067		2021 Going Fore Para Gold Event Donation	\$	200	29-Sep-21
2068		2021 Virtual Gala	\$	7,500	03-Feb-22
2069		Donation - per diem	\$	2,040	11-Mar-22
2070		2021 Going Fore Para Gold Event Donation	\$	2,500	14-Apr-22
			Total	\$ 57,396	